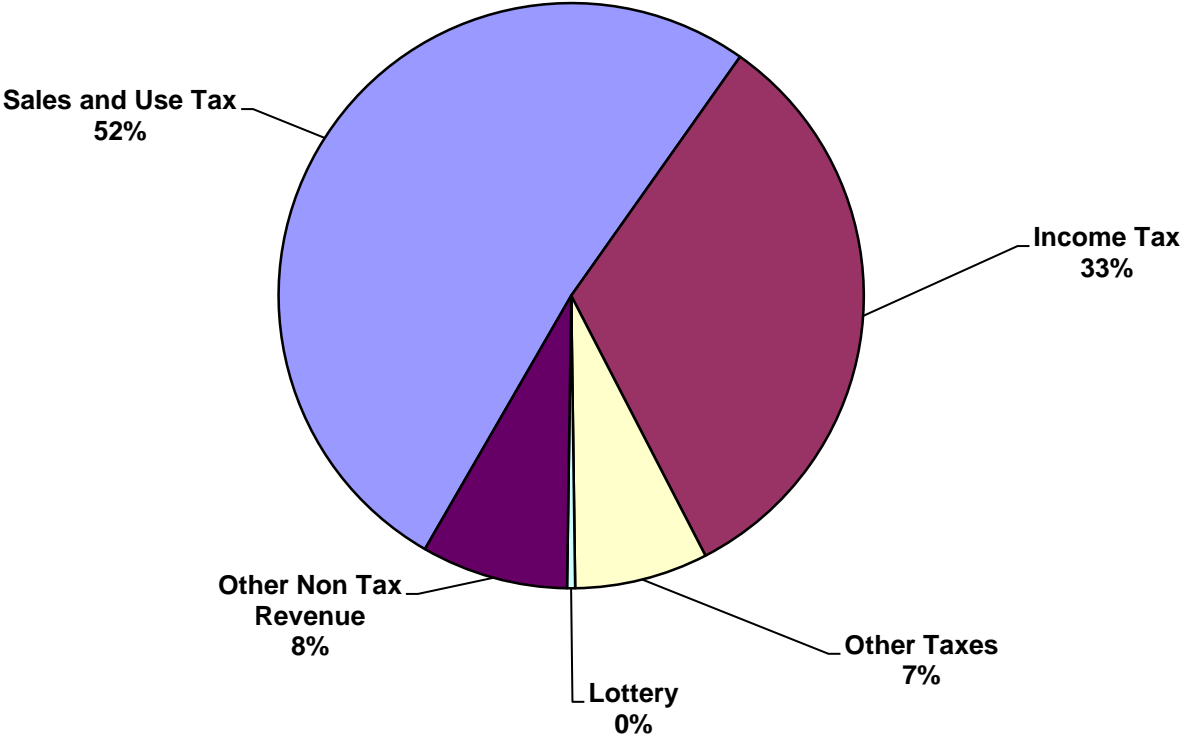


### FY09 Total General Fund Revenues



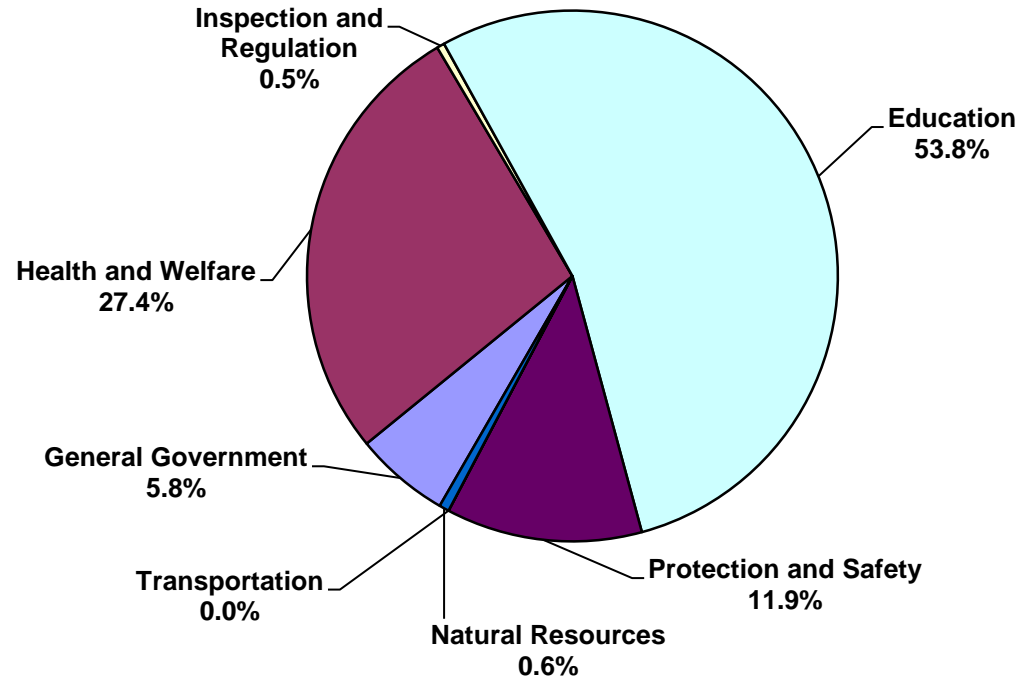
FY09 Revenues General Fund	
Revenue Source	Revenues
Sales and Use Tax	\$ 3,837,688
Income Tax	\$ 2,432,575
Other Taxes	\$ 549,780
Lottery	\$ 33,008
Other Non Tax Revenue	\$ 604,566
<b>Total Revenues*</b>	<b>\$ 7,457,617</b>

\* in thousands

\*Source: FY09 Annual Financial Report (AFR)

The information shown in these graphs has been rounded to match the AFR, and therefore, minor differences may be found when adding the totals. The rounding differences are inconsequential.

## FY09 Total General Fund Expenditures



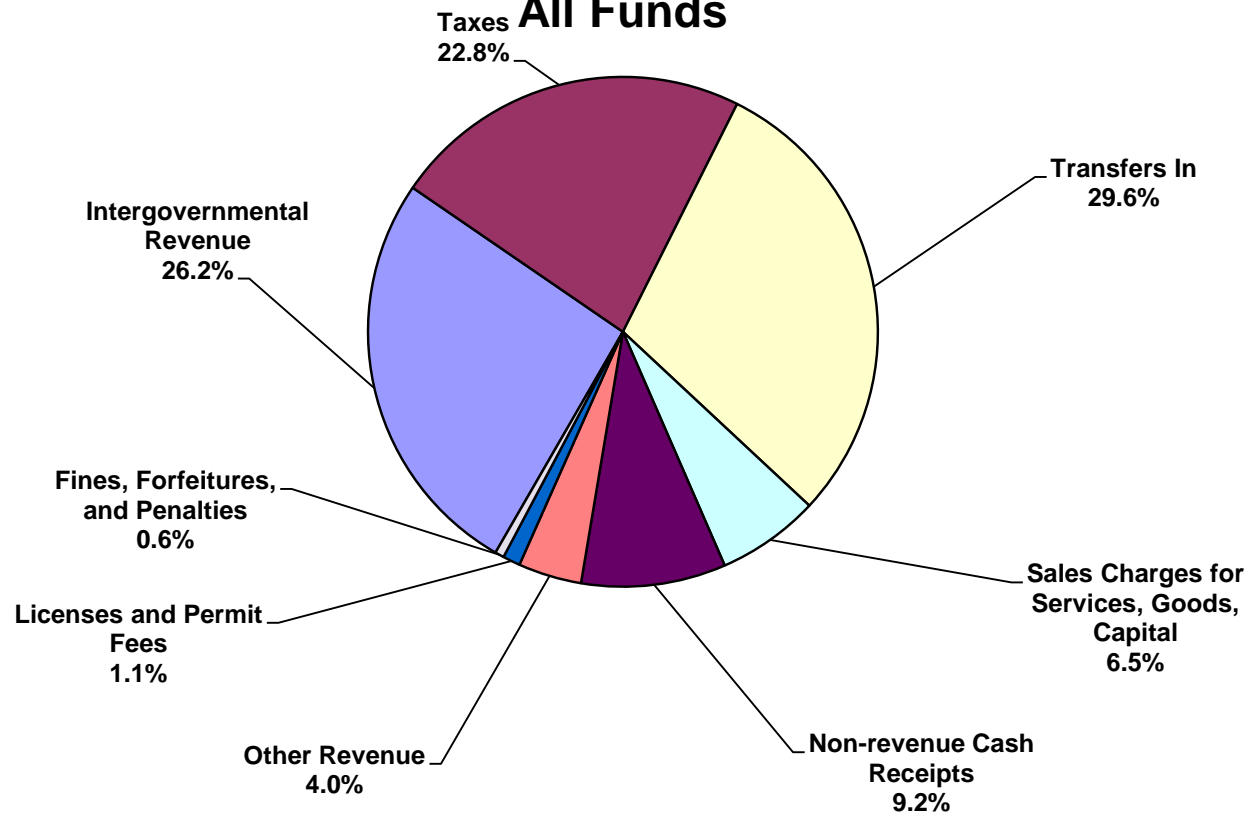
FY09 Expenditures General Fund	
State Function	Expenditures
General Government	\$ 516,704
Health and Welfare	\$ 2,443,607
Inspection and Regulation	\$ 41,762
Education	\$ 4,804,350
Protection and Safety	\$ 1,066,526
Transportation	\$ 70
Natural Resources	\$ 53,650
<b>Total Expenditures*</b>	<b>\$ 8,926,669</b>

\* in thousands

\*Source: FY09 Annual Financial Report (AFR)

The information shown in these graphs has been rounded to match the AFR, and therefore, minor differences may be found when adding the totals. The rounding differences are inconsequential.

## FY09 Revenue by Source All Funds

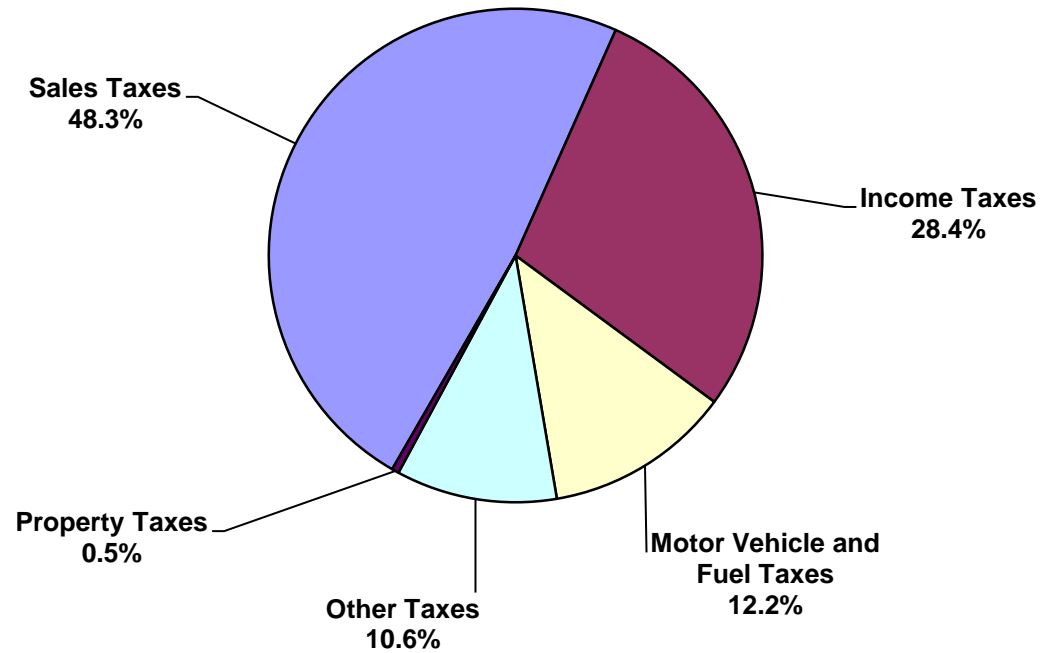


FY09 Revenues All Funds	
Revenue Source	Revenues
Intergovernmental Revenue	9,834,279,414
Taxes	8,559,032,056
Transfers In	11,078,084,493
Sales Charges for Services, Goods, Capital	2,443,552,230
Non-revenue Cash Receipts	3,438,756,056
Other Revenue	1,508,622,133
Licenses and Permit Fees	414,853,090
Fines, Forfeitures, and Penalties	213,352,368
<b>Total Revenues</b>	<b>\$ 37,490,531,840</b>

\*Source: Transparency data

Uncatorgized Amounts

## FY09 Tax Revenue by Source All Funds



FY09 Revenues All Funds	
Revenue Source	Revenues
Sales Taxes	\$ 4,135,856,936
Income Taxes	\$ 2,435,090,173
Motor Vehicle and Fuel Taxes	\$ 1,045,519,919
Other Taxes	\$ 903,098,910
Property Taxes	\$ 39,466,119
<b>Total Revenues</b>	<b>\$ 8,559,032,057</b>

\*Source: Transparency data