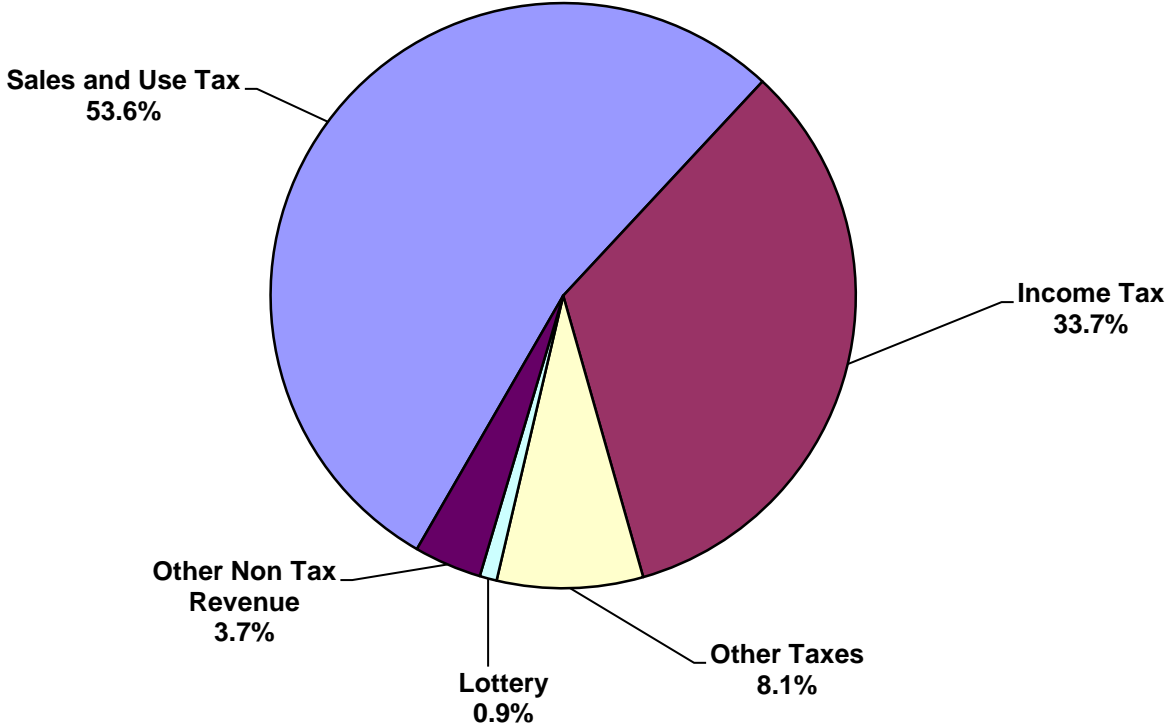


FY10 Total General Fund Revenues

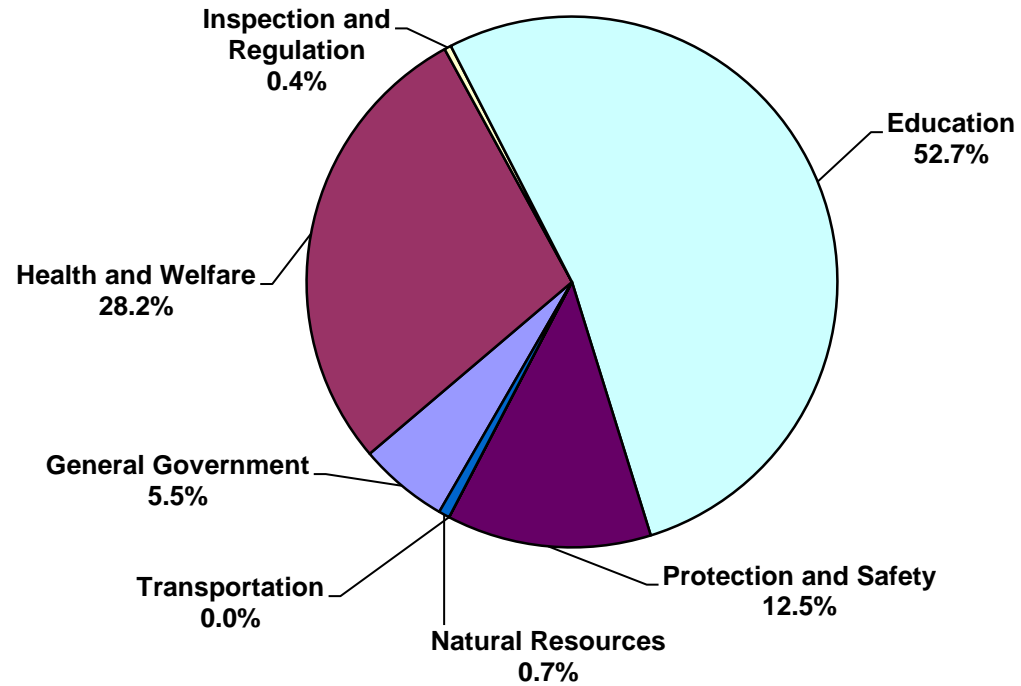


FY10 Revenues General Fund	
Revenue Source	Revenues
Sales and Use Tax	\$ 3,503,809
Income Tax	\$ 2,200,878
Other Taxes	\$ 527,445
Lottery	\$ 61,888
Other Non Tax Revenue	\$ 243,770
Total Revenues*	\$ 6,537,790

* in thousands
 *Source: FY10 Annual Financial Report (AFR)

The information shown in these graphs has been rounded to match the AFR, and therefore, minor differences may be found when adding the totals. The rounding differences are inconsequential.

FY10 Total General Fund Expenditures



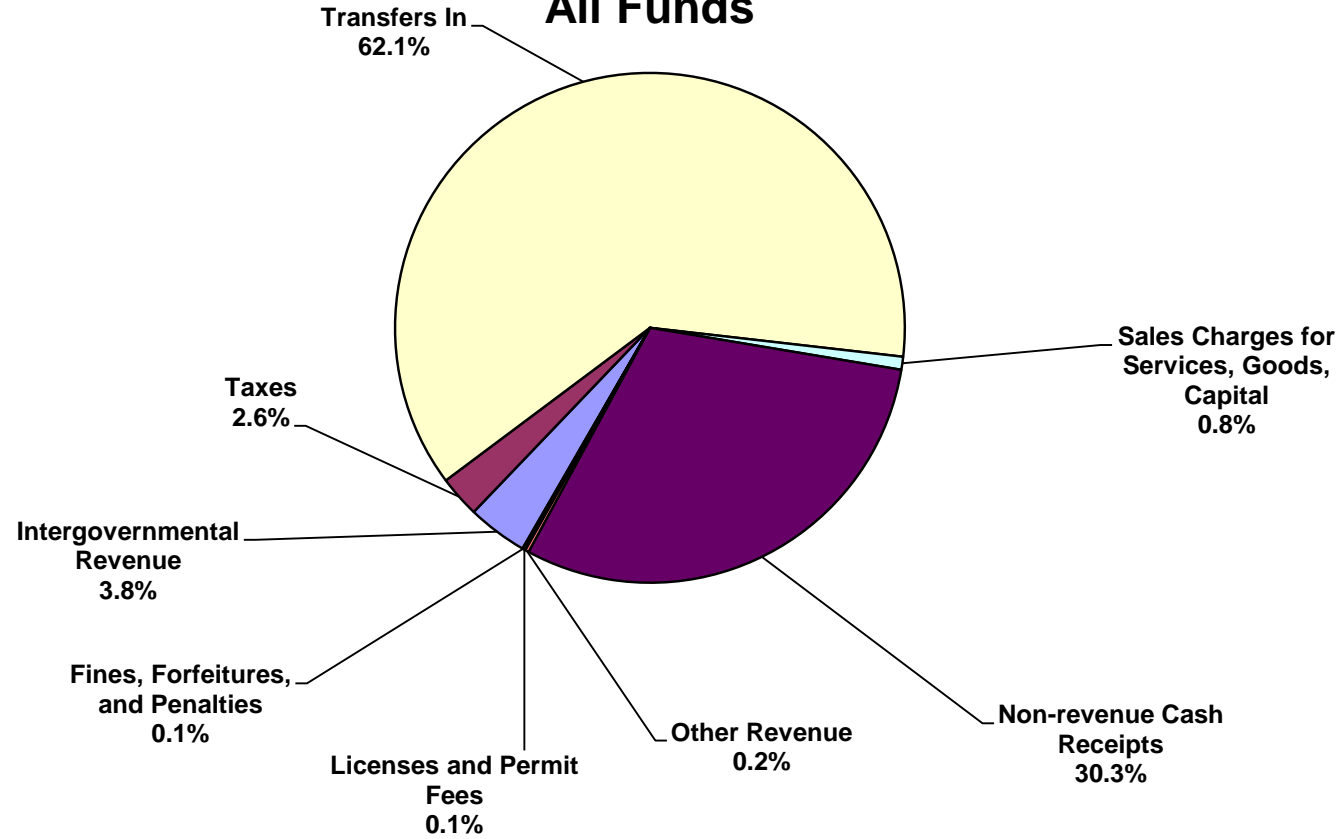
FY10 Expenditures General Fund	
State Function	Expenditures
General Government	\$ 435,659
Health and Welfare	\$ 2,251,377
Inspection and Regulation	\$ 33,330
Education	\$ 4,205,552
Protection and Safety	\$ 993,615
Transportation	\$ 57
Natural Resources	\$ 53,314
Total Expenditures*	\$ 7,972,905

* in thousands

*Source: FY10 Annual Financial Report (AFR)

The information shown in these graphs has been rounded to match the AFR, and therefore, minor differences may be found when adding the totals. The rounding differences are inconsequential.

FY10 Revenue by Source All Funds

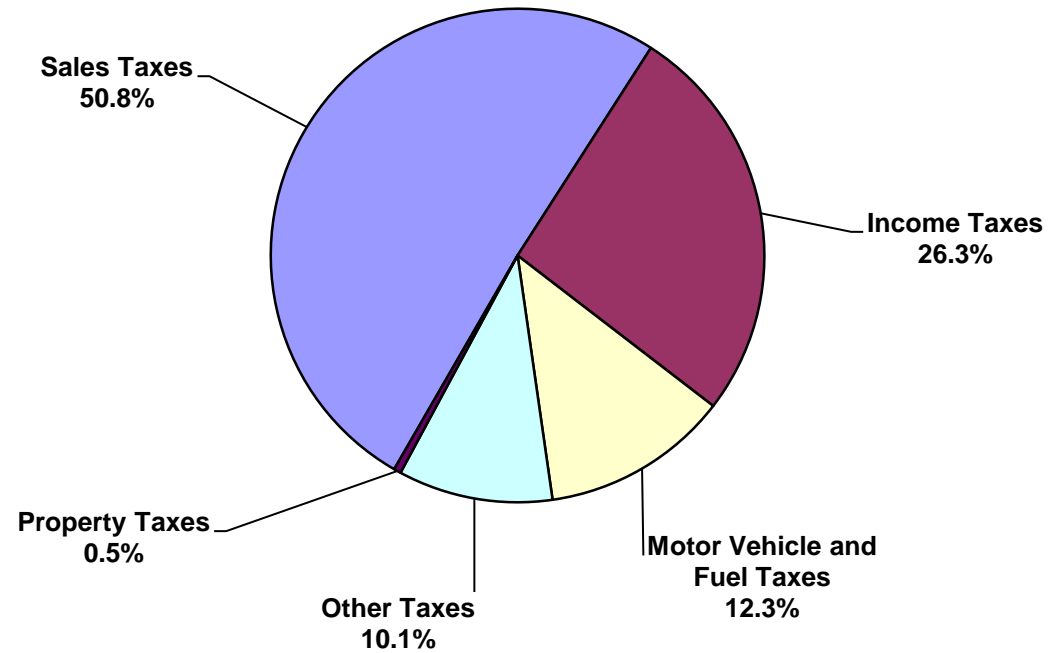


FY10 Revenues All Funds	
Revenue Source	Revenues
Intergovernmental Revenue	12,113,747,831
Taxes	8,358,483,977
Transfers In	196,952,991,531
Sales Charges for Services, Goods, Capital	2,610,551,572
Non-revenue Cash Receipts	96,095,916,331
Other Revenue	754,078,176
Licenses and Permit Fees	391,733,603
Fines, Forfeitures, and Penalties	228,949,330
Total Revenues	\$ 317,506,452,351

*Source: Transparency data

Uncatorgized Amounts

FY10 Tax Revenue by Source All Funds



FY10 Revenues All Funds	
Revenue Source	Revenues
Sales Taxes	\$ 4,242,409,081
Income Taxes	\$ 2,201,781,632
Motor Vehicle and Fuel Taxes	\$ 1,028,349,399
Other Taxes	\$ 847,017,085
Property Taxes	\$ 38,926,781
Total Revenues	\$ 8,358,483,977

*Source: Transparency data