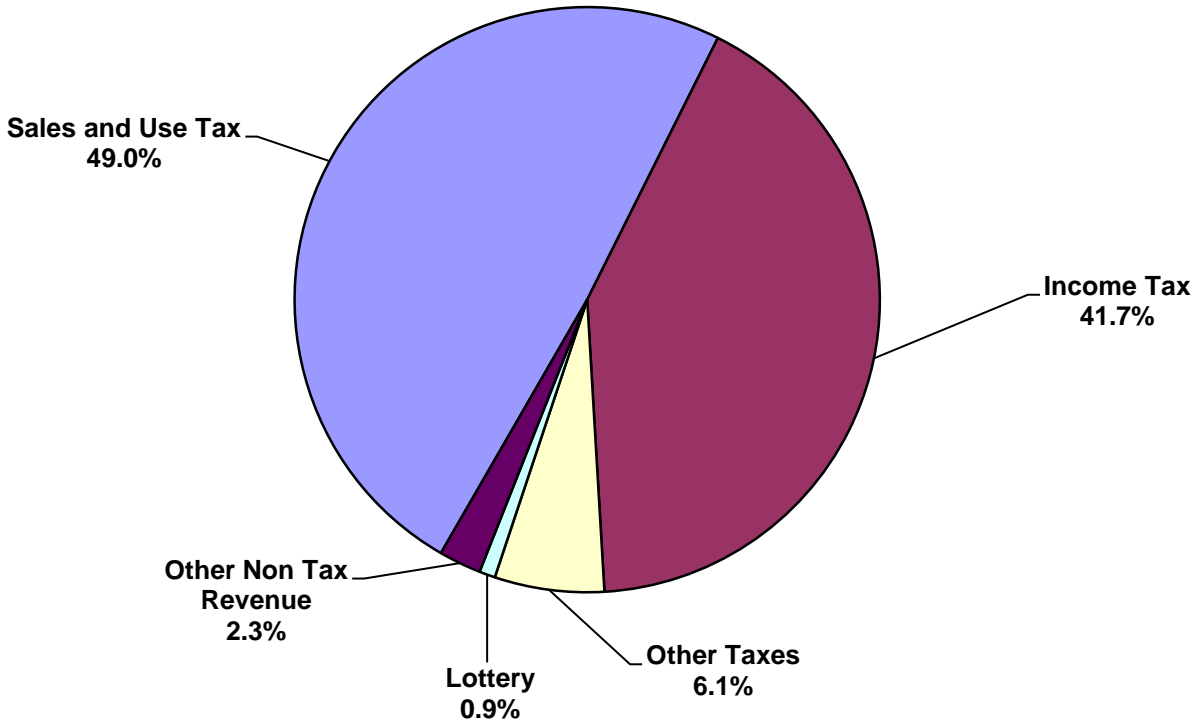


### FY14 Total General Fund Revenues

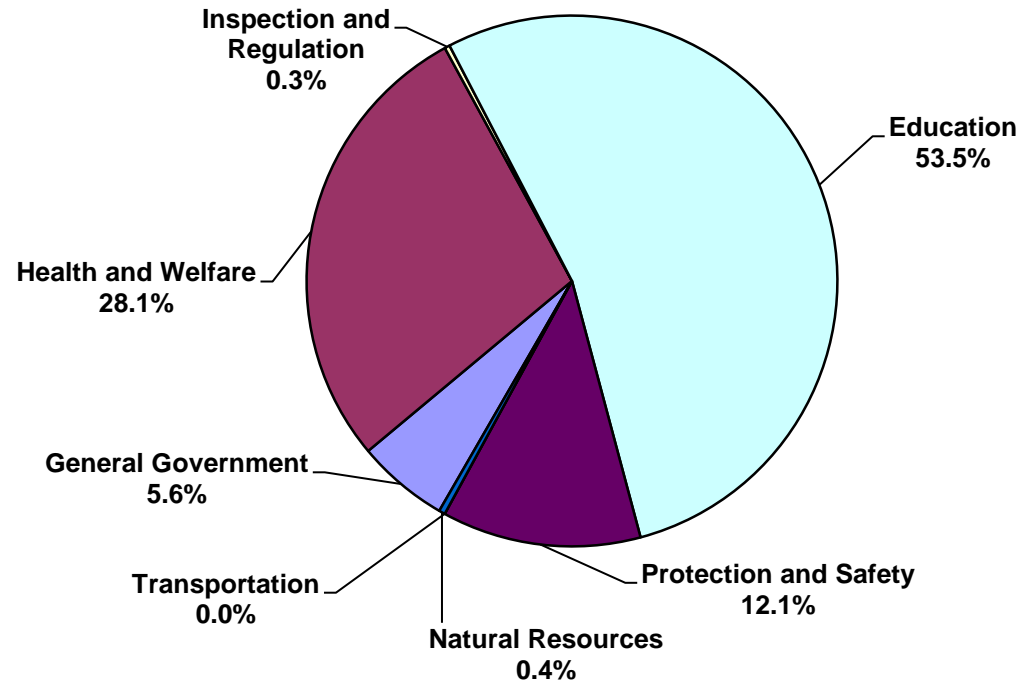


FY14 Revenues General Fund	
Revenue Source	Revenues
Sales and Use Tax	\$ 4,051,960
Income Tax	\$ 3,444,770
Other Taxes	\$ 500,240
Lottery	\$ 72,881
Other Non Tax Revenue	\$ 193,062
<b>Total Revenues*</b>	<b>\$ 8,262,913</b>

\* in thousands  
 \*Source: FY14 Annual Financial Report (AFR)

The information shown in these graphs has been rounded to match the AFR, and therefore, minor differences may be found when adding the totals. The rounding differences are inconsequential.

## FY14 Total General Fund Expenditures



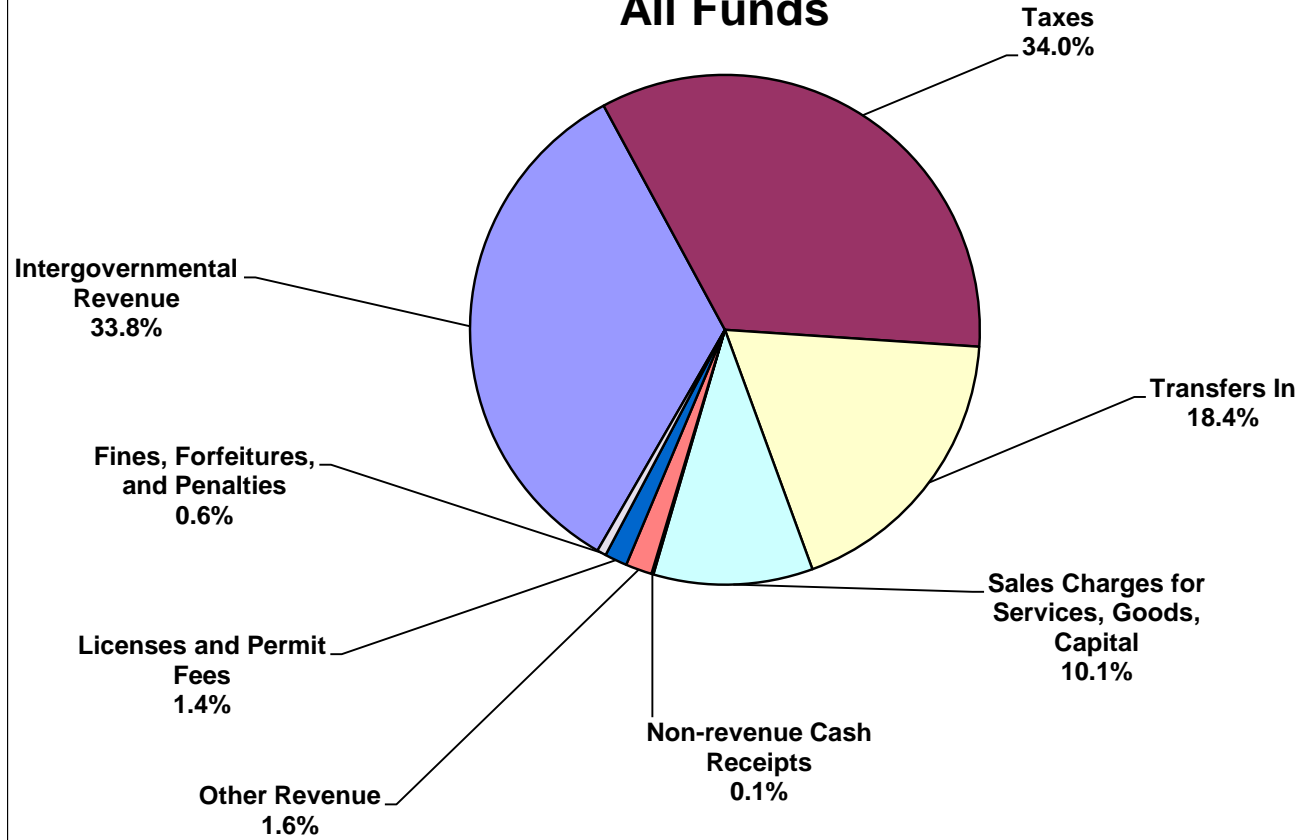
FY14 Expenditures General Fund	
State Function	Expenditures
General Government	\$ 495,899
Health and Welfare	\$ 2,487,269
Inspection and Regulation	\$ 27,918
Education	\$ 4,730,966
Protection and Safety	\$ 1,072,589
Transportation	\$ 4
Natural Resources	\$ 32,892
<b>Total Expenditures*</b>	<b>\$ 8,847,537</b>

\* in thousands

\*Source: FY14 Annual Financial Report (AFR)

The information shown in these graphs has been rounded to match the AFR, and therefore, minor differences may be found when adding the totals. The rounding differences are inconsequential.

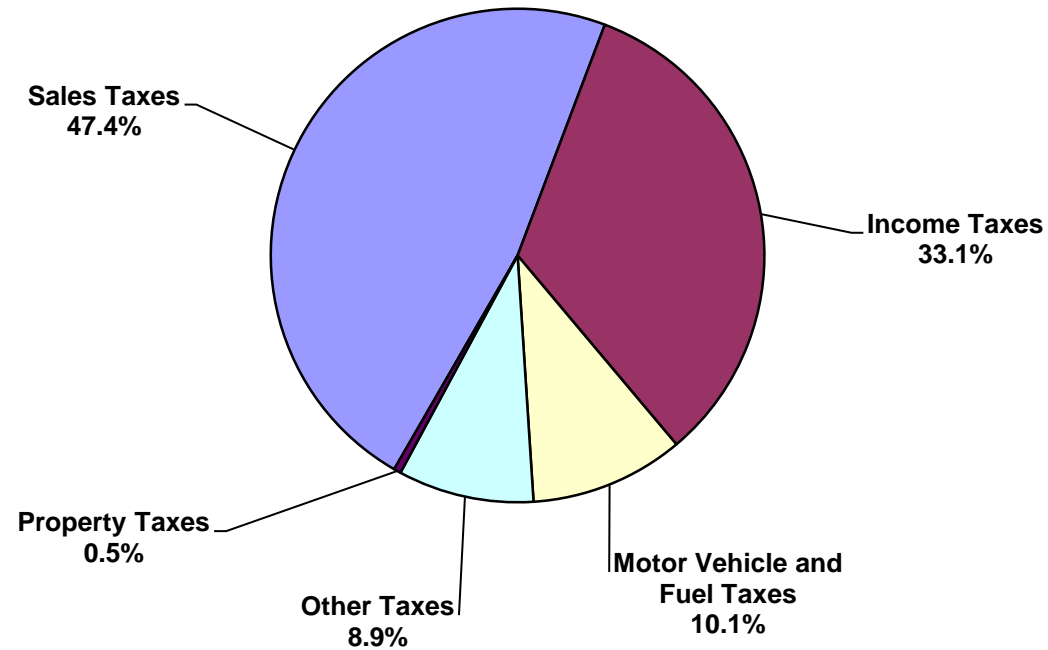
## FY14 Revenue by Source All Funds



FY14 Revenues All Funds	
Revenue Source	Revenues
Intergovernmental Revenue	10,443,104,559
Taxes	10,497,820,860
Transfers In	5,678,949,405
Sales Charges for Services, Goods, Capital	3,125,671,005
Non-revenue Cash Receipts	39,167,219
Other Revenue	517,473,324
Licenses and Permit Fees	440,441,829
Fines, Forfeitures, and Penalties	178,509,445
<b>Total Revenues</b>	<b>\$ 30,921,137,646</b>

\*Source: Transparency data

## FY14 Tax Revenue by Source All Funds



FY14 Revenues All Funds	
Revenue Source	Revenues
Sales Taxes	\$ 4,978,024,729
Income Taxes	\$ 3,476,588,727
Motor Vehicle and Fuel Taxes	\$ 1,060,032,811
Other Taxes	\$ 934,626,514
Property Taxes	\$ 48,548,078
<b>Total Revenues</b>	<b>\$ 10,497,820,860</b>

\*Source: Transparency data