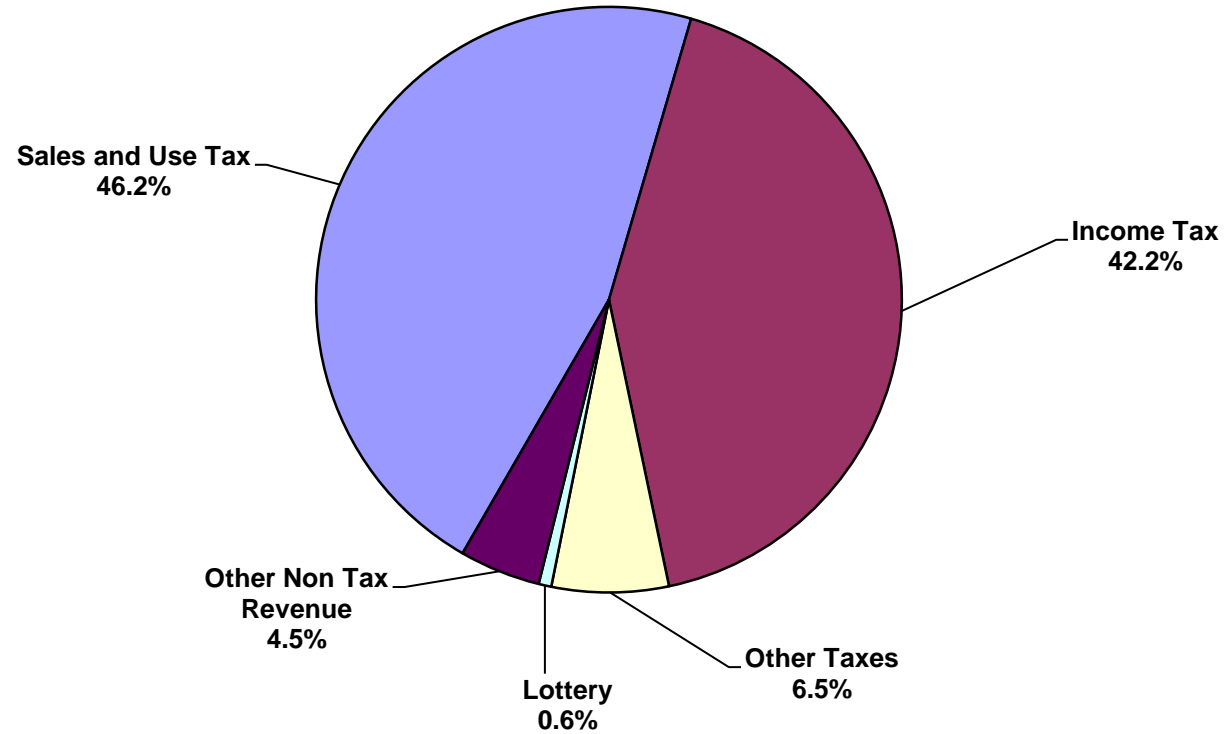


FY16 Total General Fund Revenues



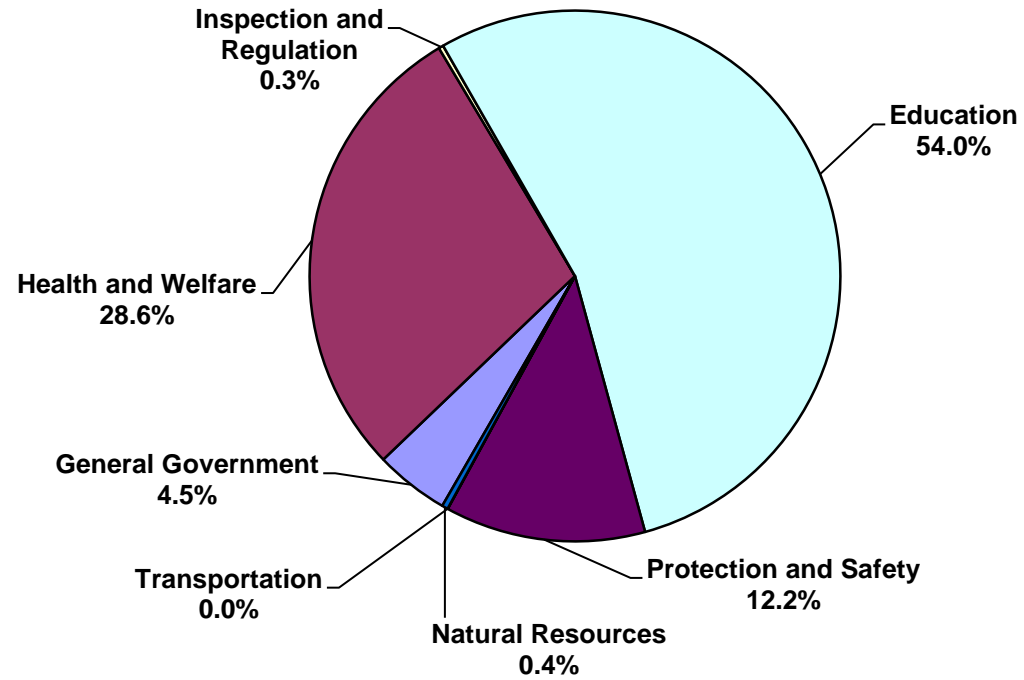
FY16 Revenues General Fund	
Revenue Source	Revenues
Sales and Use Tax	\$ 4,278,351
Income Tax	\$ 3,906,070
Other Taxes	\$ 597,415
Lottery	\$ 64,973
Other Non Tax Revenue	\$ 414,173
Total Revenues*	\$ 9,260,982

* in thousands

*Source: FY16 Annual Financial Report (AFR)

The information shown in these graphs has been rounded to match the AFR, and therefore, minor differences may be found when adding the totals. The rounding differences are inconsequential.

FY16 Total General Fund Expenditures



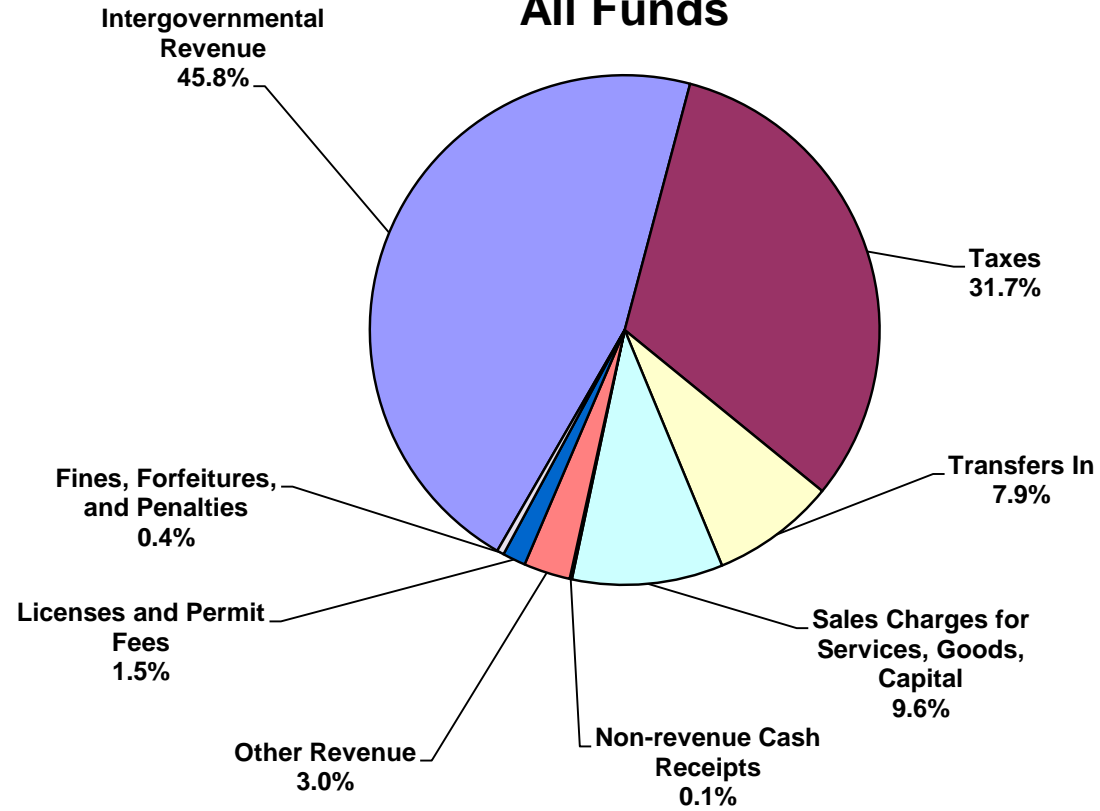
FY16 Expenditures General Fund	
State Function	Expenditures
General Government	\$ 432,412
Health and Welfare	\$ 2,738,357
Inspection and Regulation	\$ 27,702
Education	\$ 5,174,634
Protection and Safety	\$ 1,170,279
Transportation	\$ 1,250
Natural Resources	\$ 34,491
Total Expenditures*	\$ 9,579,125

* in thousands

*Source: FY16 Annual Financial Report (AFR)

The information shown in these graphs has been rounded to match the AFR, and therefore, minor differences may be found when adding the totals. The rounding differences are inconsequential.

FY16 Revenue by Source All Funds

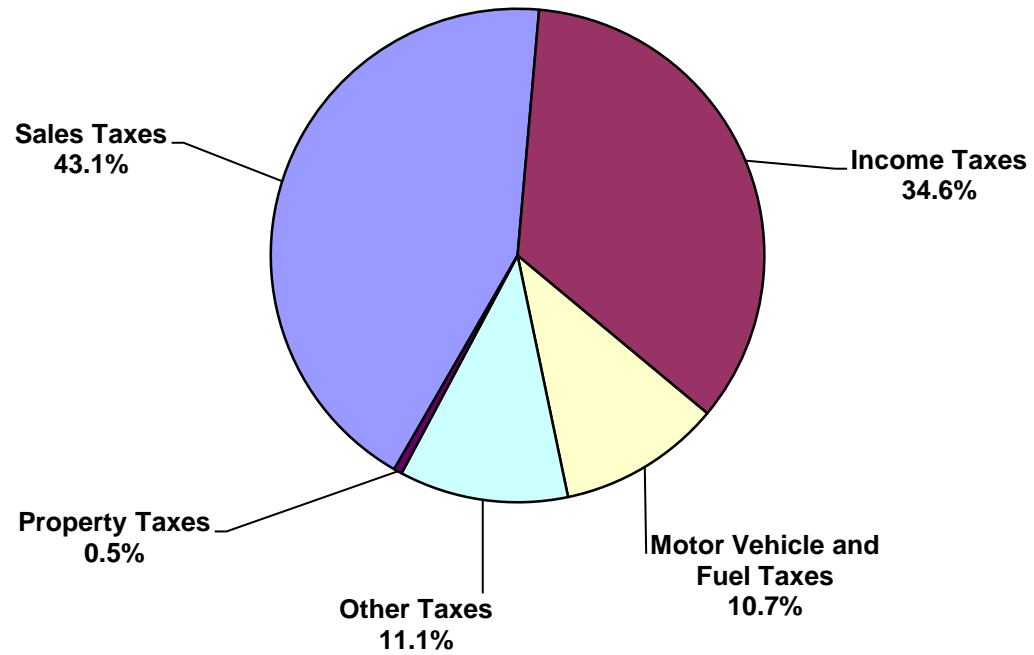


FY16 Revenues All Funds	
Revenue Source	Revenues
Intergovernmental Revenue	16,263,011,921
Taxes	11,274,054,451
Transfers In	2,796,288,968
Sales Charges for Services, Goods, Capital	3,396,867,745
Non-revenue Cash Receipts	50,349,914
Other Revenue	1,049,469,149
Licenses and Permit Fees	520,277,721
Fines, Forfeitures, and Penalties	157,606,638
Total Revenues	\$ 35,507,926,507

*Source: Transparency data

Uncatorgized Amounts

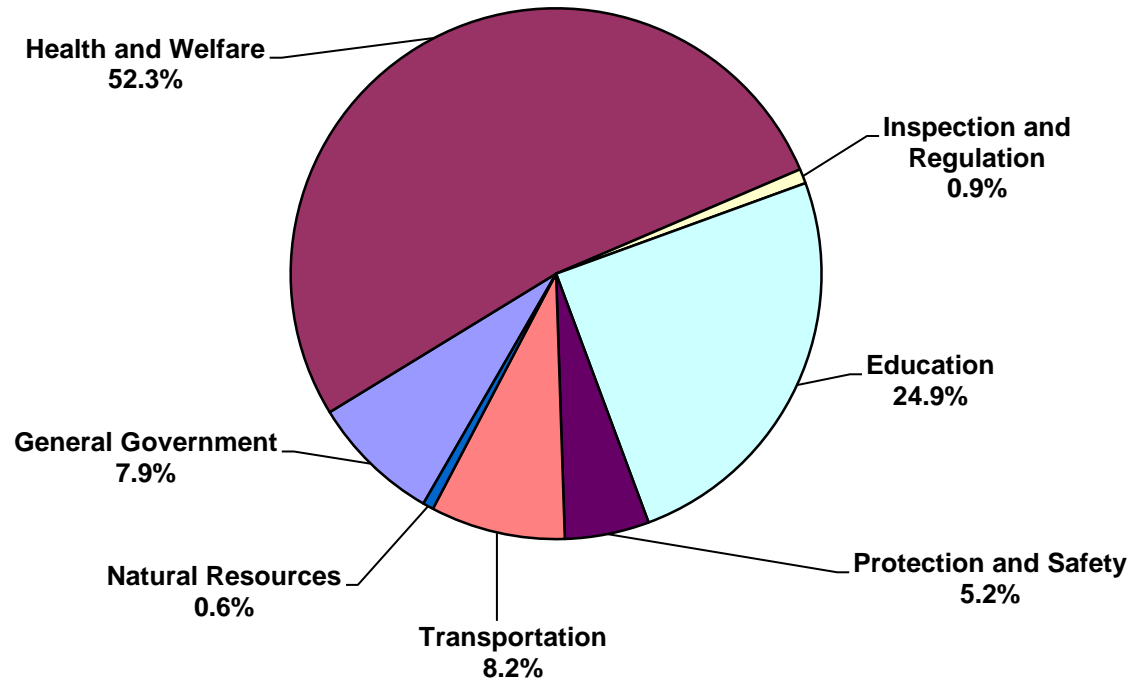
FY16 Tax Revenue by Source All Funds



FY16 Revenues All Funds	
Revenue Source	Revenues
Sales Taxes	\$ 4,854,651,690
Income Taxes	\$ 3,906,327,300
Motor Vehicle and Fuel Taxes	\$ 1,203,560,617
Other Taxes	\$ 1,248,347,950
Property Taxes	\$ 61,166,893
Total Revenues	\$ 11,274,054,451

*Source: Transparency data

FY16 Expenditures by Function All Funds



FY16 Expenditures All Funds	
State Function	Expenditures
General Government	\$ 2,827,663,042
Health and Welfare	\$ 18,647,968,911
Inspection and Regulation	\$ 316,041,017
Education	\$ 8,870,424,913
Protection and Safety	\$ 1,833,147,381
Transportation	\$ 2,927,068,677
Natural Resources	\$ 231,558,795
Total Expenditures*	\$ 35,653,872,737

*Source: Transparency data